


ACT-Bench: Action Controllability Test Benchmark for Driving WMs

ACT-Bench Dataset

Prior Frames



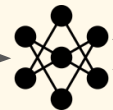
Ground-truth Future Trajectory



ACT-Estimator



Generated Future Scene



Motion Estimator

Estimated Action

"curving to left"



Estimated Trajectory

Driving World Models

Terra

A Baseline WM

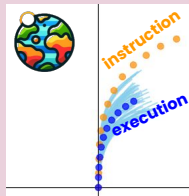


Your

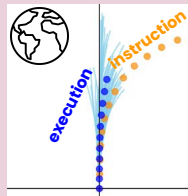
Driving WM



Benchmark Results



Aligned, but Small Error



Not Aligned